

Solis

FUTURE IS NOW

8520
SHUTTLE XL

HEAVY DUTY 4 CYLINDER
TURBOCHARGED ENGINE



ADVANCE EUROPEAN
AERODYNAMIC STYLING



FACTORY FITTED
FRONT WEIGHTS



STYLISH TWIN PROJECTOR
LAMPS WITH DRL



SUPER STRONG
OIL IMMERSSED BRAKES



SYNCHROMESH SHUTTLE
TRANSMISSION



FLAT FLOOR &
WIDER PLATFORM












HYDRAULIC LIFTING CAPACITY
2500KG (3000KG OPTIONAL)










SHUTTLE XL

SUPER
YNCHRO >>> GEAR SHIFT ON THE GO >>>

www.solistractores.mx

FEATURES	Solis 8520 Shuttle XL
ENGINE 	
Engine Type	4 Cylinder Turbocharged
HP Category	83
Emission	Stage 3
No. of Cylinders	4
Aspiration	Turbocharged
Cubic Capacity (cc)	4087
Rated RPM	2000
Air Cleaner	Dry Type
Max Torque (Nm)	360@1300
Exhaust	Updraft / Downdraft (Optional)
Muffler	Under-hood
TRANSMISSION 	
Drive	4WD
Clutch	Double Clutch
Gearbox	12F+12R
Front Axle	4WD
Transmission	Synchromesh Shuttle Transmission
SPEED (FORWARD) 	
Maximum Speed (Km/Hr)	32.48 @ 2000 ERPM
Minimum Speed (Km/Hr)	1.54 @ 2000 ERPM
BRAKES 	
Brakes	Oil Immersed Brake
Type of Actuation	Mechanical
Parking Brake	Mechanical, Hand Operated
DIFFERENTIAL LOCK 	
Differential Lock	Standard
PTO 	
PTO (RPM)	540/540E & 540/1000 (Optional)
PTO (Actuation)	Mechanical
STEERING 	
Steering	Power
ELECTRICAL 	
Battery	12V, 110 Ah
Alternator	12V, 90 Amp
Seven Pin Trailer Socket	Output 12V
HYDRAULICS 	
3 Point Linkage	CAT-II
Stay Bars	Adjustable
Hydraulic Lifting Capacity (Kg)	2500 (3000 Optional)
Auxiliary Hydraulic Circuit	2DA/2SA

FEATURES	Solis 8520 Shuttle XL
SAFETY SWITCH 	
PTO Safety Switch	Standard
Neutral Safety Switch	Standard
CAPACITY (Ltrs.) (+/-5%) 	
Fuel Tank (Ltr.)	65
TURNING RADIUS 	
Without Brakes (m)	4.79
TYRE 	
Front	12.4 - 24
Rear	18.4 - 30
DIMENSION & WEIGHT (+/-5%) 	
Weight (Kg)	3310
Wheel Base (mm)	2340
Overall Length (mm)	4270
Overall Width (mm)	1975-2375
Height (mm) Up to ROPS	2730
Min. Ground Clearance (mm)	400
Front Track (mm)	1490-1850
Rear Track (mm)	1505-1905
OTHERS 	
Fuel Indicator Gauge	Standard
Front Tow Hook	Standard, Inbuilt in Front Weights
Front Weights with Std. Ballast	Front - 30*2+25*4 Rear - 34*2 (One on each Rear Wheel)
Trailer Hitch	Swinging Draw Bar with Rotating Tow Hook
Roll Over Protection	Standard
OPTIONAL FEATURES 	
Cabin	Optional
Front Mudguarg	Optional
Optional Tyre Size	1) Front Tyre: 12.4x24 Rear Tyre: 18.4x30 (R-2) 2) Front Tyre: 320/85R24 Rear Tyre: 460/85R30 3) Front Tyre: 12.4x24 Rear Tyre: 13.6x38 4) Front Tyre: 9x16 Rear Tyre: 18.4x30 5) Front Tyre: 9x16 Rear Tyre: 13.6x38 6) Front Tyre: 13.6x24 Rear Tyre: 16.9x34 7) Front Tyre: 12.4x24 Rear Tyre: 340 / 85 R38
Front and Rear Weights	Front 25x2 Rear Weights: 2x34 Kg on Each Wheel

*Data and specifications are subject to change without any advance notice due to continuous product improvement and development. All Dimensions are with standard tyres.

Experience enhanced productivity with the powerful Solis 8520 Shuttle XL tractor, which boasts an impressive lifting capacity of up to 3000 kg. Its synchronized transmission ensures optimal performance, allowing operators to accomplish more in less time. Featuring advanced ergonomics and a sleek design, this tractor not only pleases the eye but also boosts productivity for farmers. Designed to excel on vast farmland, the Solis 8520 Shuttle XL showcases exceptional power on the field.



Dealership stamp

INTERNATIONAL TRACTORS LIMITED

International Business Office: Teri School of Advanced Studies, Plot No.10, Institutional Area, Vasant Kunj, New Delhi-110070 (India)
Phone: +91 11 66 45 5200 | Work: Jalandhar Road, Hoshiarpur - 146022, Punjab (India) | Phone: +91-01882-522220/ 522221
Fax: +91- 01882-522222 | Email: info@solisworld.com | URL: www.solistractores.mx