

FUTURE IS NOW



HEAVY DUTY 4 CYLINDER
TURBOCHARGED ENGINE



ADVANCE EUROPEAN
AERODYNAMIC STYLING



FACTORY FITTED
FRONT WEIGHTS



STYLISH TWIN
PROJECTOR WITH DRL



LONGER WHEEL BASE & HEAVY
WEIGHT TRACTOR FOR BETTER
STABILITY



SYNCHROMESH SHUTTLE
TRANSMISSION



FLAT FLOOR &
WIDER PLATFORM


















HYDRAULIC LIFTING CAPACITY
2500KG (3000KG OPTIONAL)



SHUTTLEXL

SUPER
YNCHRO >> GEAR SHIFT ON THE GO >>>

FEATURES	Solis 7520 Shuttle XL
ENGINE 	
Engine Type	4 Cylinder Turbocharged
Emission	Stage 2
HP Category	75
No. of Cylinders	4
Aspiration	Turbocharged
Cubic Capacity (cc)	3707
Rated RPM	2200
Air Cleaner	Dry Air Cleaner
Cold Start	Standard
Max Torque (Nm)	278 Nm @1200
Exhaust	Updraft Silencer
Muffler	Under-hood
TRANSMISSION 	
Drive	4WD
Clutch	Double
Gearbox	12F+12R
Front Axle	4WD
Transmission	Synchromesh Shuttle Transmission
SPEED (FORWARD) 	
Maximum Speed (Km/Hr)	33.73 @ 2200 erpm
Minimum Speed (Km/Hr)	1.69 @ 2200 erpm
BRAKES 	
Brakes	Oil Immersed Brake
Type of Actuation	Mechanical
Parking Brake	Mechanical, Hand Operated
DIFFERENTIAL LOCK 	
Differential Lock	Mechanical, Foot Operated
PTO 	
PTO (RPM)	540/540E & 540/1000 (Optional)
PTO (Actuation)	Independent (Mechanical)
STEERING 	
Steering	Power
ELECTRICAL 	
Battery	12V, 110Ah
Alternator	12V , 36 AMP (90 Amp)
Seven Pin Trailer Socket	Output 12V
HYDRAULICS 	
3 Point Linkage	CAT-II
Stay Bars	Adjustable

FEATURES	Solis 7520 Shuttle XL
Hydraulic Lifting Capacity (Kg)	2500 (3000 Optional)
Auxiliary Hydraulic Circuit	2SA/2DA
SAFETY SWITCH 	
PTO Safety Switch	Standard
Neutral Safety Switch	Standard
TURNING RADIUS 	
Without Brakes (m)	4.79
TYRE 	
Front	11.2 - 24
Rear	16.9 - 30
DIMENSION & WEIGHT (+/-5%) 	
Weight (Kg)	3280
Wheel Base (mm)	2340
Overall Length (mm)	4280
Overall Width (mm)	2060-2350
Height (mm) Up to ROPS	2700
Min. Ground Clearance (mm)	385
Front Track (mm)	1470-1910
Rear Track (mm)	1390-1910
OTHERS 	
Fuel Indicator Gauge	Standard
Front Tow Hook	Standard, Inbuilt in Front Weights
Front Weights with Std. Ballast	Front - 30*2+25*4 Rear - 34*2 (One on each Rear Wheel)
Trailer Hitch	Swinging Draw Bar with Rotating Tow Hook
Roll Over Protection	Standard
OPTIONAL FEATURES 	
Cabin	HVAC/Heater (Optional)
Front Mudguard	Optional
Optional Tyre Size	1) Front Tyre: 12.4x24 Rear Tyre: 18.4x30 (R-2) 2) Front Tyre: 12.4x24 Rear Tyre: 18.4x30 3) Front Tyre: 280/85R24 Rear Tyre: 420/85R30 4) Front Tyre: 12.4x24 Rear Tyre: 13.6x38 5) Front Tyre: 12.4x24 Rear Tyre: 340/85R38 6) Front Tyre: 7.5x16 Rear Tyre: 420/85R30 7) Front Tyre: 7.5x16 Rear Tyre: 16.9x30 8) Front Tyre: 7.5x16 Rear Tyre: 13.6x38 9) Front Tyre: 320/85R24 Rear Tyre: 460/85R30
Front and Rear Weights	Front 25x2 Kg Rear: 2x34 Kg on Each Wheel

*Data and specifications are subject to change without any advance notice due to continuous product improvement and development. All Dimensions are with standard tyres.

Transform your everyday farming experience into an exhilarating experience, Solis 7520 shuttle XL is loaded with best-in-class mechanics to help the farmers surpass the ordinary. The 4 cylinders turbocharged engine, high lifting capacity of upto 3000 Kg and utmost versatility with all kinds of implements at any application. All the advanced ergonomics of this highly competent tractor allows excellent manoeuvrability in any soil condition.



Dealership stamp

INTERNATIONAL TRACTORS LIMITED

International Business Office: Teri School of Advanced Studies, Plot No.10, Institutional Area, Vasant Kunj, New Delhi-110070 (India)
Phone: +91 11 66 45 5200 | Work: Jalandhar Road, Hoshiarpur - 146022, Punjab (India) | Phone: +91-01882-522220/ 522221
Fax: +91- 01882-522222 | Email: info@solisworld.com | URL: www.solistractores.mx