

Solis

FUTURE IS NOW

6020

HEAVY DUTY 3 CYLINDER
TURBOCHARGED ENGINE



ADVANCE EUROPEAN
AERODYNAMIC STYLING



FACTORY FITTED
FRONT WEIGHTS



STYLISH TWIN
PROJECTOR WITH DRL



LONGER WHEEL BASE & HEAVY
WEIGHT TRACTOR FOR BETTER
STABILITY



CONSTANT MESH
TRANSMISSION



POWER STEERING



















HYDRAULIC LIFTING
CAPACITY 2000KG



SUPER
YNCHRO >> GEAR SHIFT ON THE GO >>>

www.solistractores.mx

FEATURES	Solis 6020
ENGINE 	
Engine Type	3 Cylinder Turbocharged with Intercooler
HP Category	60
No. of Cylinders	3
Aspiration	Turbo Charged
Cubic Capacity (cc)	2780
Rated RPM	2100
Air Cleaner	Dry Type
Max Torque (Nm)	230Nm @ 1300 erpm
Exhaust	Upward Exhaust
Muffler	Under-hood
TRANSMISSION 	
Drive	4WD
Clutch	Dual Clutch, Dry Friction Plate
Gearbox	8F+2R
Front Axle	2WD/4WD
Transmission	Constant Mesh
SPEED (FORWARD) 	
Maximum Speed (Km/Hr)	32.79 @ 2100 erpm
Minimum Speed (Km/Hr)	2.50@ 2100 erpm
BRAKES 	
Brakes	Oil Immersed Brake
Type of Actuation	Mechanical (Ind)
Parking Brake	Independent Type
DIFFERENTIAL LOCK 	
Differential Lock	Mechanical, Foot Operated
PTO 	
PTO (RPM)	540 @1680 erpm
PTO (Actuation)	Mechanical
STEERING 	
Steering	Power
ELECTRICAL 	
Battery	12V, 88Ah / 110Ah
Alternator	12V, 36Amp
Seven Pin Trailer Socket	Output 12V
HYDRAULICS 	
3 Point Linkage	CAT-II
Stay Bars	Adjustable
Hydraulic Lifting Capacity (kg)	2000
Auxiliary Hydraulic Circuit	2DA
Lift Rods	Adjustable

FEATURES	Solis 6020
SAFETY SWITCH 	
Clutch Safety Switch	Standard
PTO Safety Switch	Standard
Neutral Safety Switch	Standard
CAPACITY (Ltrs.) (+/-5%) 	
Fuel Tank (Ltr.)	65
TURNING RADIUS 	
Without Brakes (m)	4.7
TYRE 	
Front	9.50x24
Rear	14.9x28
DIMENSION & WEIGHT (+/-5%) 	
Weight (kg)	2954
Wheel Base (mm)	2350
Total Length (mm)	3980
Total Width (mm)	1790-1950
Height (mm) Up to ROPS	2650
Min. Ground Clearance (mm)	360
Front Track (mm)	1295-1650
Rear Track (mm)	1420-1880
OTHERS 	
Fuel Indicator Gauge	Standard
Front Tow Hook	Standard, Inbuilt in Front Weights
Front Weights with Std. Ballast (kg)	Front Weight 30x2+25x4 (4WD) Front Weight 51+6x29 (2WD)
Trailer Hitch	Swinging Draw Bar
ROPS	Standard
Canopy	Standard
OPTIONAL FEATURES 	
Cabin	Optional
Tyre	Front Tyre: 9.5x24 Rear Tyre: 16.9x28
	2WD Front Tyre: 7.5x16 Rear Tyre: 14.9x28
	2WD Front Tyre: 7.5x16 Rear Tyre: 16.9x28

*Data and specifications are subject to change without any advance notice due to continuous product improvement and development. All Dimensions are with standard tyres.

Go beyond the ordinary with the unmatched prowess of Solis 6020. Powered by a robust 3-cylinder engine, smooth transmission, and a spacious platform, it ensures a comfortable and effortless experience. This powerful beast is designed to boost productivity with exceptional strength and efficiency. With high backup torque, remarkable lifting capacity, and advanced smart tech features, the sturdy Solis 6020 delivers performance that exceeds expectations.



Dealership stamp

INTERNATIONAL TRACTORS LIMITED

International Business Office: Teri School of Advanced Studies, Plot No.10, Institutional Area, Vasant Kunj, New Delhi-110070 (India)
Phone: +91 11 66 45 5200 | Work: Jalandhar Road, Hoshiarpur - 146022, Punjab (India) | Phone: +91-01882-522220/ 522221
Fax: +91- 01882-522222 | Email: info@solisworld.com | URL: www.solistractores.mx