

# FUTURE IS NOW

**6020 NT**



4 CYLINDER, NATURAL ASPIRATED ENGINE



ADVANCE EUROPEAN AERODYNAMIC STYLING




FACTORY FITTED FRONT WEIGHTS



STYLISH TWIN PROJECTOR LAMPS



LOW TURNING RADIUS



SYNCHRO SHUTTLE TRANSMISSION WITH CREEPER



POWER STEERING



















HYDRAULIC LIFTING CAPACITY 2500 KG



**SHUTTLE XL**


**SUPER SYNCHRO** >> GEAR SHIFT ON THE GO >>>

FEATURES	Solis 6020 NT
<b>ENGINE</b> 	
Engine Type	4 Cylinder, Natural Aspirated Engine
HP Category	60
No. of Cylinders	4
Aspiration	Natural Aspirated
Cubic Capacity (cc)	3707
Rated RPM	2200
Air Cleaner	Dry Air Cleaner with Clogging Sensor
Cold Start	Yes
Max Torque (Nm) ± 5%	230@1200
Exhaust	Underhood Downdraft Towards the Floor
<b>TRANSMISSION</b> 	
Clutch	Double Clutch
Gearbox	12F+12R
Front Axle	4WD
Transmission	Synchromesh Shuttle Transmission with Creeper Speeds
<b>SPEED (FORWARD)</b> 	
Maximum Speed (Km/Hr)	31.1 @ 2200 ERPM
Minimum Speed (Km/Hr)	0.50 @ 2000 ERPM
<b>BRAKES</b> 	
Brakes	Oil Immeresed Brake
Type of Actuation	Mechanical
Parking Brake	Independent Type
<b>DIFFERENTIAL LOCK</b> 	
Differential Lock	Yes, Foot Operated
<b>PTO</b> 	
PTO (RPM)	540/540E
PTO (Actuation)	Mechanical
<b>STEERING</b> 	
Steering	Power
<b>ELECTRICAL</b> 	
Battery	12V, 85Ah
Alternator	12V, 90Amp
Seven Pin Trailer Socket	Yes
<b>HYDRAULICS</b> 	
3 Point Linkage	CAT-II

FEATURES	Solis 6020 NT
Stay Bars	Standard
Hydraulic Lifting Capacity (Kg)	2500
Auxiliary Hydraulic Circuit	2DA/2SA/3DA (Optional)
<b>SAFETY SWITCH</b> 	
Clutch Safety Switch	Standard
PTO Safety Switch	Standard
Neutral Safety Switch	Standard
<b>CAPACITY (LTRS)(+/-5%)</b> 	
Fuel Tank (Ltr.)	73
<b>TURNING RADIUS</b> 	
Without Brakes (m)	4.58
<b>TYRE</b> 	
Front	8-18
Rear	14.9-24
<b>DIMENSION (+/-5%) (4WD/2WD)</b> 	
Weight (Kg)	2735
Overall Length (mm)	4252
Overall Width (mm)	1475-1606
Overall Height (mm)	2630
Wheel Base (mm)	2307
Min. Ground Clearance (mm)	256
Front Wheel Track Agri (mm)	1150-1286
Rear Wheel Track Agri (mm)	1082-1213
<b>OTHERS</b> 	
Fuel Indicator Gauge	Standard
Front Tow Hook	Standard, Inbuilt in Front Weight
Front & Rear Weights with Std. Ballast	Front-72 Kg + 6x31 Kg Front Removal Weight. / Rear 1*30 Kg At Each Wheel
Trailer Hitch	Swinging Drawbar
Front Mudguard	Standard
<b>OPTIONAL FEATURES</b> 	
Tyres	<b>4WD</b> 1) Front Tyre: 260/70R16   Rear Tyre: 360/70R24 2) Front Tyre: 280/70R18   Rear Tyre: 360/70R28 3) Front Tyre: 280/70R18   Rear Tyre: 420/70R24 4) Front Tyre: 6.5x16   Rear Tyre: 360/70/R28 5) Front Tyre: 6.0x16   Rear Tyre: 360/70/R24 6) Front Tyre: 6.5x16   Rear Tyre: 420/70R24
	<b>2WD</b>
Cabin	HVAC

\*Data and specifications are subject to change without any advance notice due to continuous product improvement and development. All Dimensions are with standard tyres.

The Solis 6020 NT is a meticulously designed narrow tractor with power steering, perfect for precise tasks like mulching, mowing, and crop protection. Its robust frame combines durability and versatility, making it an ideal choice for vineyard and orchard farming. With ample space, efficient transmission, advanced hydraulics, and comfortable ergonomics, the Solis 6020 NT excels in performance and maneuverability, enhancing productivity in various agricultural operations.



Dealership stamp

**INTERNATIONAL TRACTORS LIMITED**

International Business Office: Teri School of Advanced Studies, Plot No.10, Institutional Area, Vasant Kunj, New Delhi-110070 (India)  
Phone: +91 11 66 45 5200 | Work: Jalandhar Road, Hoshiarpur - 146022, Punjab (India) | Phone: +91-01882-522220/ 522221  
Fax: +91- 01882-522222 | Email: info@solisworld.com | URL: www.solistractores.mx