

FUTURE IS NOW

5020



3 CYLINDER NATURAL ASPIRATED ENGINE



ADVANCE EUROPEAN AERODYNAMIC STYLING



FACTORY FITTED FRONT WEIGHTS



STYLISH TWIN PROJECTOR WITH DRL



SUPER STRONG OIL IMMERSERD BRAKES



OPEN & WIDER PLATFORM



















POWER STEERING



HYDRAULIC LIFTING CAPACITY 1600KG



FEATURES	Solis 5020
ENGINE 	
Engine Type	3 Cylinder Natural Aspirated Engine
HP Category	50
No. of Cylinders	3
Aspiration	Natural
Cubic Capacity (cc)	3067
Rated RPM	2100
Air Cleaner	Dry Type with Clogging Sensor
Max Torque (Nm)	205 Nm
Exhaust	Updraft/Downdraft
Muffler	Under-hood
TRANSMISSION 	
Drive	2WD/4WD
Clutch	Dual Clutch
Gearbox	8F+2R
Transmission	Constant mesh/ Synchronmesh (Optional)
SPEED (FORWARD) 	
Maximum Speed (Km/Hr)	31.88 @ 2100 ERPM
Minimum Speed (Km/Hr)	2.57 @ 2100 ERPM
BRAKES 	
Brakes	Oil Immersed Brake
Type of Actuation	Mechanical
Parking Brake	Independent Type
DIFFERENTIAL LOCK 	
Differential Lock	Mechanical, Foot Operated
PTO 	
PTO (RPM)	540
PTO (Actuation)	Mechanical
STEERING 	
Steering	Power
ELECTRICAL 	
Battery	12V, 88Ah
Alternator	12V, 36Amp
Seven Pin Trailer Socket	Output 12V
HYDRAULICS 	
3 Point Linkage	CAT-II
Stay Bars	Adjustable
Hydraulic Lifting Capacity (Kg)	1600
Auxiliary Hydraulic Circuit	2DA

FEATURES	Solis 5020
SAFETY SWITCH 	
PTO Safety Switch	Standard
Neutral Safety Switch	Standard
CAPACITY (Ltrs.) (+/-5%) 	
Fuel Tank (Ltr.)	65
TURNING RADIUS 	
Without Brakes (m)	4.7
TYRE 	
Front	9.5 - 20
Rear	13.6 - 28
DIMENSION & WEIGHT (+/-5%) 	
Weight (kg)	2900
Wheel Base (mm)	2200
Overall Length (mm)	3945
Overall Width (mm)	1820-2250
Height (mm) Up to ROPS	2610
Min. Ground Clearance (mm)	307
Front Track (mm)	1500-1940
Rear Track (mm)	1350-1890
OTHERS 	
Fuel Indicator Gauge	Standard
Front Tow Hook	Standard, Inbuilt in Front Weights
Front & Rear Weights with std. Ballast	Base Weight 72Kg + Front 30*2+25*4 Rear 2 x 34Kg (one on each wheel)
Trailer Hitch	Swinging Bar (Standard), Clevis Hitch (Optional)
OPTIONAL FEATURES 	
Tyres	4WD Front Tyre: 9.5x20 Rear Tyre: 14.9x28 Front Tyre: 250/85R20 Rear Tyre: 340/85R28 2WD Front Tyre: 6x16 Rear Tyre: 14.9x28 Front Tyre: 6x16 Rear Tyre: 340/85R28
Cabin	Optional
Front Mud Guard	Optional
Loader	Optional
Canopy	Optional
Synchronmesh Gear Shifting	Optional

*Data and specifications are subject to change without any advance notice due to continuous product improvement and development. All Dimensions are with standard tyres.

Maximizing output with exceptional performance, Solis 5020 showcases toughness on the field like perfect farming professional. Fully equipped with comfortable and user-friendly features for all climatic conditions, Solis 5020 amplifies productivity with great efficiency. Known for its high backup torque and high lifting capacity of up to 1600 kg, Solis 5020 is also available with a spacious cabin to enhance the driver's comfort. Taking productivity and functionality several notches higher, this strong and sturdy tractor with an auto hitch feature delivers increased operational output.



Dealership stamp

INTERNATIONAL TRACTORS LIMITED

International Business Office: Teri School of Advanced Studies, Plot No.10, Institutional Area, Vasant Kunj, New Delhi-110070 (India)
Phone: +91 11 66 45 5200 | Work: Jalandhar Road, Hoshiarpur - 146022, Punjab (India) | Phone: +91-01882-522220/ 522221
Fax: +91- 01882-522222 | Email: info@solisworld.com | URL: www.solistractors.mx