

# FUTURE IS NOW

110.20



4 CYLINDER TURBOCHARGED WITH INTERCOOLER ENGINE



ADVANCE EUROPEAN AERODYNAMIC STYLING



FACTORY FITTED FRONT WEIGHTS



STYLISH TWIN PROJECTOR WITH DRL & LED LAMPS



LONGER WHEEL BASE & HEAVY WEIGHT TRACTOR FOR BETTER STABILITY



S COMFORT PACKAGE



POWER STEERING



















HYDRAULIC LIFTING CAPACITY 3500 KG



SHUTTLE XL

SUPER YNCHRO GEAR SHIFT ON THE GO

FEATURES	SOLIS 110.20 CABIN
<b>ENGINE</b> 	
HP Category	110 HP
No. of Cylinders	4
Displacement cc	4087
Aspiration	Turbocharged with Intercooler
Bore/Stroke (mm)	105/118
Rated RPM	2200
Air Cleaner	Dry Air Cleaner
Max Torque	430@1300
<b>TRANSMISSION</b> 	
Drive	4WD
Clutch	Double Clutch
Gearbox	12F + 12R
Transmission	Synchromesh Shuttle Transmission
<b>SPEED (FORWARD)</b> 	
Min Speed (km/h)	1.67 @ 2200 ERPM
Max Speed (km/h)	34.86 @ 2200 ERPM
Driver Seat	Mechanical Suspension
<b>BRAKES</b> 	
Brakes	Wet Disc Brakes
Hand Brake	Mechanical
Type of Actuation	Hydraulic Assisted Brakes
<b>DIFFERENTIAL LOCK</b> 	
Differential Lock	Mechanical (Foot Operated)
<b>PTO</b> 	
PTO (RPM)	540/540E 540/100 (Optional)
PTO (Actuation)	Mechanical
<b>STEERING</b> 	
Steering	Power
<b>ELECTRICAL</b> 	
Battery	12V, 110Ah
Alternator	12V, 90Amp
Seven Pin Trailer Socket	Standard
<b>HYDRAULICS</b> 	
Position Control	Standard
Automatic Draft Control	Standard
3 Point Linkage	Standard

FEATURES	SOLIS 110.20 CABIN
Lifting Capacity (Kg)	3500
Auxiliary Hydraulic Circuit	2DA / 2SA
<b>SAFETY SWITCH</b> 	
Neutral Safety Switch	Standard
P.T.O Safety Switch	Standard
Clutch Safety Switch	Standard
<b>CAPACITY (LTRS)(+/-5%) APPROX</b> 	
Fuel Tank (Ltr.)	117
<b>TURNING RADIUS IN (m)</b> 	
Without Brakes	6.2
<b>TYRE</b> 	
Tyres	Front: 380/85R24 Rear: 460/85R34
<b>DIMENSION &amp; WEIGHT (+/-5%)</b> 	
Gross Weight (Kg)	4315
Wheel Base (mm)	2375
Overall Length (mm)	4350
Overall Width (mm)	2180-4350
Height (mm)	2815
Min. Ground Clearance (mm)	430
Front Track, (mm), min.-max.	1762
Rear Track, (mm), min.-max.	1724
<b>OTHERS</b> 	
Fuel Indicator Gauge	Standard
Registration Plate with Light	Standard
Front Tow Hook	Standard
Front & Rear Weights	72 Kg Base Weight+ 31*8 Rear - 40x1(Each Wheel)
Drawbar	Standard
ROPS	Standard
Canopy	Optional
Cabin	Optional
<b>OPTIONAL FEATURES</b> 	
Front Mudguard	Standard
Additional Weight Optional	Front: 2x31 Kg Rear: 40x1 Each Wheel   40x2 Each Wheel
Trailer Brake	HTB

Solis 110.20 Cabin tractor is designed for all terrains. A powerful engine, long operating range and durability ensures you get the job done, no matter what it takes. With exceptional support and unmatched performance, Solis 110.20 Cabin can make all your ventures successful. Discover the machine that is built to last.



Dealership stamp

\*Data and specifications are subject to change without any advance notice due to continuous product improvement and development. All Dimensions are with standard tyres.

**INTERNATIONAL TRACTORS LIMITED**

International Business Office: Teri School of Advanced Studies, Plot No.10, Institutional Area, Vasant Kunj, New Delhi-110070 (India)  
Phone: +91 11 66 45 5200 | Work: Jalandhar Road, Hoshiarpur - 146022, Punjab (India) | Phone: +91-01882-522220/ 522221  
Fax: +91- 01882-522222 | Email: info@solisworld.com | URL: www.solistractores.mx